

MEMORANDUM

TO: Public Works Committee
FROM: Harvey E. Strawsnyder, Jr., P.E., Director of Public Works
SUBJECT: Meeting of, June 24, 2014
DATE: June 18, 2014

HEE
HED

There will be a meeting of the Public Works Committee on Tuesday, June 24, 2014 at 8 a.m. **in the conference room located on the on the second floor of the north end of the County Administration Building at 107 North Kent Street, Suite 200.** The agenda thus far is as follows:

1. Carry Forward Requests
(Attachment 1)
2. Building Inspections Fee Increases
(Attachment 2)
3. Discussion of Fire Marshal's Proposed Fee Schedule
4. Miscellaneous Reports:
 - a) Tonnage Report: Landfill
(Attachment 3)
 - b) Recycling Report
(Attachment 4)
 - c) Animal Shelter Dog Report
(Attachment 5)
 - d) Animal Shelter Cat Report
(Attachment 6)

Public Works and Committee Meeting

Page 2

June 18, 2014

Should you have any questions regarding the above agenda items, please do not hesitate to give me a call.

Public Works Committee Distribution:

Jim Wilson
Whit L. Wagner
Kris Tierney
Gary Lofton
David W. Ganse

Robert W. Wells
Gene Fisher
John R. Riley, Jr.

Additional Distribution w/o Attachments:

The Winchester Star
Northern Virginia Daily
WINC, News Director
David Frank, TVBA
WHAG-TV

HES/rls

Attachments: as stated

cc: file


COUNTY of FREDERICK
Department of Public Works

540/665-5643

FAX: 540/678-0682

MEMORANDUM

TO: Harvey E. Strawsnyder, Jr., P.E., Director of Public Works *HES.*
FROM: Rhonda L. Sargent, Administrative Assistant, Department of Public Works *RLS*
SUBJECT: Request for Carry Forward from Fiscal Year 2013/2014 to Fiscal Year 2014/2015
 Road Administration Budget
DATE: June 17, 2014

I am requesting that an amount of \$4,500 be carried forward from the 2013/2014 fiscal year Road Administration budget line item 10-4102-3010-00 – Other Contractual Services to the same line item in the 2014/2015 fiscal year Road Administration budget.

Recently, the county sign installation contractor informed me that our installation materials (posts, caps, crosspieces and mounting hardware) were in short supply; however, I didn't have enough funds remaining in the current fiscal year budget to completely replenish the materials. In order to make it more cost effective, it's necessary to order posts, caps and crosspieces in quantities of 100 per item. The cost for the items listed above will be \$14,581 which will be a major expenditure from the funds budgeted in the fiscal year 2014/2015 budget. Therefore, I am requesting the carry forward of funds to supplement the approved 2014/2105 budget to accommodate the purchase of these materials as well as continue the county's street name sign program.

If you have any questions, do not hesitate to contact me.

/rls

cc: file



MEMORANDUM

TO: Public Works Committee

FROM: Steve Frye, Landfill Manager *SF*

THROUGH: Harvey E. Strawsnyder, Director of Public Works *HES*

SUBJECT: Carry Forwards to 2014/2015

DATE: June 2, 2014

We are requesting that the following funds be carried over from the 2013/2014 budget into the new 2014/2015 budget. The total amount of this request is \$ 420,000 and is itemized as follows:

12-4204-3002-00 Professional Services

We are requesting that \$200,000 be carried forward and allocated to line item 12-4204-3002-00 for professional services. These funds will be used for final phase for capping of Permit 40, CDD pump station upgrade and Landfill to Gas expansion and upgrades.

12-4204-8006-00 Construction Vehicles and Equipment

We are requesting that \$120,000 be carried forward for the purchase of a used motor grader. We have been in contact with several vendors, but have been unable to locate a suitable machine to date.

12-4204-8900-00 Improvements Other Than

We are requesting that \$100,000 be carried forward to cover any unexpected changes in work related to a contract awarded to Perry Engineering in on April 30, 2014. A portion of the contract is to reconstruct the leachate holding pond for the old Permit 40 landfill. Due to the location of the existing pond, we were unable to completely evaluate the site conditions, therefore the potential for unknown conditions exists, which may cause additional work that is not in the original scope awarded.



COUNTY of FREDERICK

Sanitary District of Shawneeland

Kevin Alderman
District Manager

Office: 540/877-1035
Fax: 540/877-1361

MEMORANDUM

TO: Harvey E. Strawsnyder Jr., P.E., Director of Public Works
FROM: Kevin C. Alderman, District Manager, Shawneeland Sanitary District *KCA*
SUBJECT: Carry Forward of Funds from Fiscal Year 2013-2014 Budget to Fiscal Year 2014-2015 Budget
DATE: June 10, 2014

I am requesting that an amount of \$80,000.00 be carried forward from the Fiscal Year 2013-2014 Shawneeland Sanitary district budget line item 16-8108-3010-00-Other Contractual Services to line item 16-8108-3010-00-Other Contractual Services in the Fiscal Year 2014-2015 budget. This amount will be used for services associated with the upgrade of the spillway at Lake Cherokee in Shawneeland.

If you have any questions, please do not hesitate to call me.

KCA/pms

Cc: file

Inspections Department

John S. Trenary, Building Official


540/665-5650

Fax 540/678-0682

MEMORANDUM

DATE: April 22, 2014

TO: Harvey E. Strawsynder Jr., PE, Director of Public Works

FROM: John S. Trenary, Building Code Official 

SUBJECT: Adjustments to the Frederick County Building Permit Fees

As requested, the Building Department has conducted an evaluation of the current permit fee schedule. The previous amendment of the fee schedule occurred in March of 2006. This evaluation included several other localities Building Departments permit fees, the activities and expenses not related to permit fees and the revenue to expenditure comparison of Building Department to maintain services. Our findings are as follows:

The permit fees (\$733,405 collected over the past twelve months) have shown a 6% increase over the same period of the previous year. This increase was accomplished without a permitted commercial project exceeding 200,000 sq. ft. in size. The recommended increases shown on the revised fee schedule attached would increase the fees collected within a similar year by approximately \$90,000. Any additional percentage of activity increase would be added to this amount.

The Building Department conducted 398 Property Maintenance Complaints, and Red Tag Fire Damage inspections this past year. The staff also reviewed 99 site plans in the twelve month period. This non-permitted activity relates to approximately \$65,000 in expenditures. I would not recommend reclaiming the cost of these expenditures through the collection of permit fees.

Compared to other localities, Frederick County needs to increase fees on the residential permit from our current amount of \$.38 per sq. ft. to \$.40 per sq. ft. The greater need is for increase in the Commercial and Industrial fees. The increases shown on the revised fees attached are to offset the lack of a separate plans review fee that is charged by some localities. The increase fees would be placed on the type of structures that creates the most Building Inspection Department's activity. The fee schedule shows an increase in those structures from \$.15 per sq. ft. to \$.22 per sq. ft. and other structures such as a warehouse from \$.15 per sq. ft. to \$.18 per sq. ft. Please note the increase of \$.01 per sq. ft. would equal a collection of \$6,356.00 in revenue for a commercial building and \$5,444.00 for a residential building based on square footage this past year. Square footage relates to 41% of all fees collected in the Building Departments revenue.

Please review the attached charts of an average size dwelling and a 53,584 sq. ft. office building comparing Frederick County's building permit fees collected to other localities. Also note the chart comparing Building Department's recent revenues to expenditures.

RESIDENTIAL FEE SCHEDULE

GREEN INDICATES INCREASES YELLOW IS REMOVED OR REPLACED

One and Two Family Dwellings, Townhouses and Apartments IRC Structures

.38 cent per square foot (includes all permits - plumbing, electrical, and mechanical)
\$.40 sq. ft.

Finished Basements

.38 cent per square foot (includes all permits - plumbing, electrical, and mechanical)
\$.40 sq. ft.

Unfinished Basements **.07 cent per square foot**
\$.10 sq. ft.

Additions and Remodeling

.38 cent per square foot (includes all permits - plumbing, electrical, and mechanical)
\$.40 sq. ft.
(Minimum charge up to 200 sq. ft. \$100.00 - 200 to 600 sq. ft. **\$200.00**)
\$240.00

Footing/Foundation **\$30.00**
\$50.00

Accessory Buildings, Pole Buildings, Garages, Carports, and Shelters

150 square feet to 600 square feet **\$75.00**
200 (256 under 2012 VCC) **\$90.00**

600 square feet and over (**\$75.00 + .05 cent** per each square foot over 600)
\$90.00 + \$.10 (Above 3,000 sq. ft. Commercial IBC fee)

Temporary Occupancy **\$35.00**
\$50.00

INDUSTRIALIZED BUILDINGS / MANUFACTURED HOMES

Industrialized Buildings / Manufactured Homes with Third Party Inspection Seal (Modulars)

.25 cent per square foot (includes all permits - plumbing, electrical, and mechanical)
\$.30 sq. ft.

Finished Basements

.38 cent per square foot (includes all permits - plumbing, electrical, and mechanical)
\$.40 sq. ft. IRC Structures

Commercial fee based on Use classification and systems.

Unfinished Basements **.07 cent per square foot**
\$.10 sq. ft.

Manufactured Homes (Mobile Home) **\$70.00**

COMMERCIAL FEE SCHEDULE IBC STRUCTURES

Churches and Schools IBC Uses A-3 and E08 cents per square foot
\$.15 sq. ft.

**Restaurants, Motels, Hotels, Canopies and Commercial/Industrial
 IBC Use Groups R-1, R-2, B, H, F, I, A-1, A-2, and A-4.**

..... .15 cent per square foot
\$.22 sq. ft.

Warehouses and Utility, IBC Uses S, U and A-5

Up to 250,000 square feet15 cents per square foot
\$.18 sq. ft.

Over 250,000 square feet10 cents per square foot
\$.15 sq. ft.

Remodeling/Alterations /Additions/Accessory Buildings .15 cents per square foot
 (Minimum Fee \$75.00)
\$.18 sq. ft. / Minimum Fee \$120.00

Pre-Engineered Metal Buildings (slabs will be charged per inspection for shells)
Shell Buildings Constructed in Phases

Foundation/Shell/Remodeling..... .15 cent per square foot

Foundation and Shell Only(without c.o.- no slab)08 cent per square foot
\$.12 sq. ft.

Foundation and Shell Only (without c.o.- slabs placed) **\$.14 sq. ft.**

Remodeling Only (areas without c.o.)08 cent per square foot

One Half sq. ft. Fee for New Construction IBC Use Group Above

Temporary Occupancy \$60.00
\$75.00

MISCELLANEOUS

Renewal of Permit

First Year No Charge

Each six month period after expiration (not to exceed permit fee)...\$50.00

Reinspection Fees..... \$50.00
\$75.00

IBC Reshingling and Residing \$30.00

The first 10,000 sq. ft. **\$50.00**

Each additional 10,000 sq. ft. or partition thereof **\$30.00**

(IRC not permitted unless requested)

Reroofing	\$45.00
The first 10,000 sq. ft. \$75.00 each additional 10,000 sq. ft.	\$50.00
Fence	\$50.00
	\$50.00
Retaining Walls, Walls	\$50.00
Each 100 ' length of wall or partition thereof	\$75.00
Radio Towers & like Structures (50' in height or less)	\$50.00
Radio Towers & like Structures Above 50' in Height or 50' in Diameter	\$250.00
	\$300.00
Each Antenna connected to Existing (regardless of height)	\$50.00
Masonry Fireplaces, Chimneys, Relining	\$50.00
	\$55.00
Masonry Fireplaces, Chimneys with additional flue liner within	\$25.00
additional flue liner within Masonry Fireplaces , Chimneys	\$25.00
Woodstoves with metal chimneys	\$45.00
	\$55.00
Woodstoves ..	\$35.00
(solid fuel furnaces or boiler with ducts or hydronic piping requires mech. permit)	\$50.00
Signs ..	\$30.00
	\$50.00
Engineered Signs ..	\$60.00
	\$75.00
Listed Above Ground/Inground Tanks (Over 500 Gal) ..	First Tank \$35.00
(Non – Listed constructed on site tanks are Utility Commercial fee)	\$50.00
Each additional listed tank.	\$20.00
	\$25.00
(Tanks 500 Gal. or less are included with the mechanical permit for gas / fuel piping permit; tanks over 500 gal. are required a separate building permits as structures.)	
Tents	
900 square feet and under	No Permit Required
Over 900 square feet.	\$75.00
Carnivals (amusement rides) (Minimum cost per ride VUSBC) Max...	\$75.00
(Not to exceed VUSBC cost per ride)Max. per site location.....	\$100.00

Decks, Ramps and Porches (not associated with new homes) \$50.00
 (Up to 120 sq. ft.) (\$50.00 + \$.10 sq. ft. above 120 sq. ft.) \$.10 sq. ft.
 (Decks / Landings 16 sq. ft. or less are fee exempt)

Demolition IBC (Structure or Removal of Tanks-regardless of how many) \$40.00
 \$65.00
 Demolition IRC \$35.00
 \$50.00

IRC Residential Swimming pools
 Inground..... \$100.00
 \$120.00
 Above ground \$30.00
 \$50.00

IBC Public Swimming Pools \$100.00
 \$.10 sq. ft. / Minimum Fee \$120.00

Minimum Fees (Unless Stated Otherwise) \$30.00
 Or as determined by the Building Official \$50.00

**Issuing C.O.s for Existing Buildings Under USBC, Part III, Maintenance of
 (Existing Structures Code)**

Residential. \$50.00
 \$75.00
 Commercial \$100.00
 \$120.00
 Change of Use \$50.00
 \$120.00

Re-review of plans and stamping of additional plan First 25 Pages.....\$25.00
 Each additional page beyond 25..... \$1.00

Inspection of work started prior to permit issuance \$50.00
 Per work hour or portion thereof... \$75.00

Escalator or Elevators (per floor) .. \$20.00
 \$25.00

Annual Elevator Inspection Fee Per Elevator	\$30.00
Additional Fee for beyond 30 days and written notification is sent.....	\$.25.00
Annual Permit – 4 inspections per year ...	\$120.00
	\$150.00

1.75% State Surcharge – **1.75%** surcharge is charged on permits only. There is no
2.0% **2.0%**
surcharge for re-inspection fees, temporaries, renewal of permits or special inspections.

REFUNDS

Due to the cost of processing permit applications, there is a non-refundable processing fee of **\$25.00** on all permits refunded.

20% of permit fees paid or \$35.00 minimum, whichever is greater

In order to receive a refund the permit holder must make a written request for a refund prior to the expiration date of the permit (permits with no activity are voided after six months from the date of issuance or last scheduled inspection.)

RESIDENTIAL/ELECTRICAL IRC

Base fee for each electrical permit (includes 1-5 fixtures)	\$35.00
	\$40.00

Single Family Dwelling, Townhouses and Apartments, Detached Structures, Generators

NOTE: Includes Low Voltage for Telephones

Not over 100 amp service	\$40.00
Not over 200 amp service	\$55.00
Not over 400 amp service	\$60.00
Not over 600 amp service	\$85.00
Over 2 Apartments - Each.....	\$35.00
Construction Service .	\$20.00
	\$25.00

Re-connection fees and upgrading service

Not over 100 amps.....	\$15.00
Over 100 amps to 225 amps..	\$20.00
Over 225 amps to 400 amps .	\$25.00
Over 400 amps to 1000 amps	\$35.00

MINOR ALTERATIONS AND ADDITIONS

Dwelling (1-25 outlets)	\$35.00
	\$40.00
(includes appliance and/or appliance outlets)	
Each additional 25 outlets or appliances ..	\$10.00

MANUFACTURED HOMES (MOBILE HOMES)

Service Only (Includes Feeder)	\$20.00
Each additional meter	\$5.00
Private Residential Inground Pool	\$20.00
Private Residential Above Ground Pool ..	\$5.00
	\$10.00

COMMERCIAL/INDUSTRIAL NFPA 70

Base fee for each electrical permit	\$35.00
	\$50.00
Commercial / Public Swimming Pools	\$75.00
	\$100.00
Rough Wiring: all switches, lighting, and receptacles to be counted as outlets:	
1-5 outlets	\$25.00
	\$30.00
1-50 outlets/fixtures ..	\$85.00
	\$95.00
Each additional 25 fixtures ...	\$30.00
	\$35.00
Heating, Cooking Equipment and Similar Appliance	
1-5 outlets/fixtures	\$35.00
	\$45.00
Each additional 5 units or outlets	\$35.00
	\$9.00
Single unit group not exceeding 5 motors	\$35.00
Each additional	\$15.00
Motors (each)	\$9.00
Service - Meter Equipment and Feeders up to 600 volts	
Not over 225 amps	\$35.00
	\$45.00
Over 225 amps to 400 amps .	\$50.00
	\$55.00

Over 400 amps to 1000 amps	\$75.00
	\$85.00
Over 1000 amps	\$125.00
	\$135.00

Primary transformer vaults - enclosures sub-stations

Not over 100 KVA.....	\$55.00
Over 200 to 500 KVA	\$65.00
Over 500 KVA.....	\$110.00

NOTE: Above applies to each bank of transformers

Electrical signs - incandescent and electric discharge lighting systems

Each sign or system ..	\$25.00
	\$30.00

Protective Signaling Systems

For the first 15 devices	\$40.00
	\$50.00

For each additional 5 devices	\$ 3.00
	\$1.00

Telephone Wiring

First telephone outlet .	\$15.00
Each additional outlet	\$ 3.00

Generator fee per amp service noted above for Res. or Com.

**PLUMBING FEE SCHEDULE
Residential - Commercial - Industrial**

Base fee for plumbing permit.....	\$35.00
Residential	\$40.00
Commercial.....	\$50.00
Per Fixture	\$ 5.00
	\$7.00

Renewal of Building sewer without other changes to the existing system \$ 5.00

Installation of air conditioning requiring water connections	\$ 5.00
	\$ 7.00

Water supply to heating systems	\$ 5.00
	\$ 7.00

Well Pumps and Pressure Tanks	\$ 5.00
	\$ 7.00
Sewer service, pump, interceptor or separators	\$ 10.00
	\$ 15.00
New water service	\$ 10.00
	\$15.00
The permit fee schedule for storm sewer inspection shall be as follows:	
Roof drains (each)	\$ 5.00
	\$7.00
Outside leader (each)	\$ 5.00
	\$ 7.00
Manhole	\$ 5.00
	\$ 7.00
Area drain (each)	\$ 5.00
	\$ 7.00

MECHANICAL FEE SCHEDULE

Residential - Commercial - Industrial

Base fee for mechanical permit	\$35.00
	IRC Residential.....\$40.00
	IBC Commercial /Industrial....\$50.00

Central heating, furnace, boiler or incinerator:

Residential - each fixture includes solar panels	\$15.00
Up to 5 fixtures/units	\$70.00
Up to 10 fixtures/units	\$125.00
Commercial - First 100,000 BTU=s..	\$20.00
	\$25.00
Each additional 100,000 BTU=s	\$ 5.00
Maximum Fee Per Unit.....	\$120.00
	\$130.00

Fire damper or subducts

1-5	\$15.00
Each additional 5	\$15.00
Each.....	\$ 5.00

Incineration, per 100 lbs. per hour burning rate \$15.00

Gas Piping: Residential/Mobile Homes	\$10.00
Commercial... ..	\$15.00
Each additional.....	\$ 3.00

(Tanks 500 gal or less require piping permit only)

Automatic sprinkler systems:

A Residential (per floor)	\$20.00
	\$25.00

B. Limited (up to 20 heads)	\$25.00
	\$35.00

C. Hood Systems	\$50.00
	\$75.00

D. NFPA Systems	\$50.00
	\$75.00

Plus:

21-300 heads.. ..	75 cents per head
	\$1.00 per head

Each additional head over 300.....	50 cents per head
	\$1.00 per head

E. Fire Pump (each).....	\$50.00
	\$75.00

F. Dry pipe add on (each)	\$50.00
	\$75.00

G. Standpipe system only (each)	\$50.00
	\$75.00

H. Underground fire line (each)	\$50.00
---	---------

I. Chemical Systems (each includes 20 devices).....	\$50.00
	\$75.00

Each device above 20 in the system.....\$1.00

Unfired pressure vessels (each) \$20.00

Fire hydrants (each)	\$10.00
Commercial hoods and fans	\$40.00
	\$50.00
Fans up to 400 CFM	\$20.00
Fans over 400 CFM	\$30.00

Central air condition, refrigeration and refrigeration cycle of air conditioning systems:

Residential, per unit (per floor)

Mobile Homes - regardless of the number of fixtures	\$15.00
Heat Pumps (each)	\$15.00
	\$30.00

Geo Thermal Systems

(Well water supplied needs D.E.Q./Health Department Approval)

Commercial, first 5 tons	\$20.00
	\$30.00
Each additional ton....	\$ 5.00

Maximum fee per unit

Solar hot water heater – plumbing permit only unless it has electric

Solar panels – mechanical permit only unless it has electric

APPROVED MARCH 2006 - REVISIONS MARCH 2014

Inspections Department Expenditures for Code Enforcement of a 53,854 Sq. Ft. Office

Office Staff – Processing Permit, Scanning documents, filing	\$168.00
Computer AS 400 , paper, storage of records for 3.5 yr.....	\$250.00
Scheduling Inspections	\$529.30
Plans Review- Building review and scanning.....	\$333.60
Electrical review of four permits.....	\$166.80
Plumbing review of four permits.....	\$166.80
Mechanical review of five permits.....	\$333.60
Site plan review.....	\$135.40
Inspections - 189 inspections conducted.....	\$11,812.50
Travel / Vehicle – 150 @ 10 mi. per trip.....	<u>\$825.00</u>

Total expenditures excluding department overhead \$14,719.00

Permit fees collected at the current rate was \$14,114.86

Inspections Department Expenditures for Code Enforcement of a 2,080 sq. ft. Dwelling

Office Staff – Processing Permit, scanning document, filing.....	\$50.40
Computer AS 400, Storage of records for 3.5 yr.....	\$75.00
Scheduling Inspections.....	\$64.00
Plans Review- Review Building Plans and Scanning.....	\$166.80
Inspections – 23 inspections @ 45min.ea.....	\$719.33
Travel / Vehicle – 10 trips.....	<u>\$110.00</u>

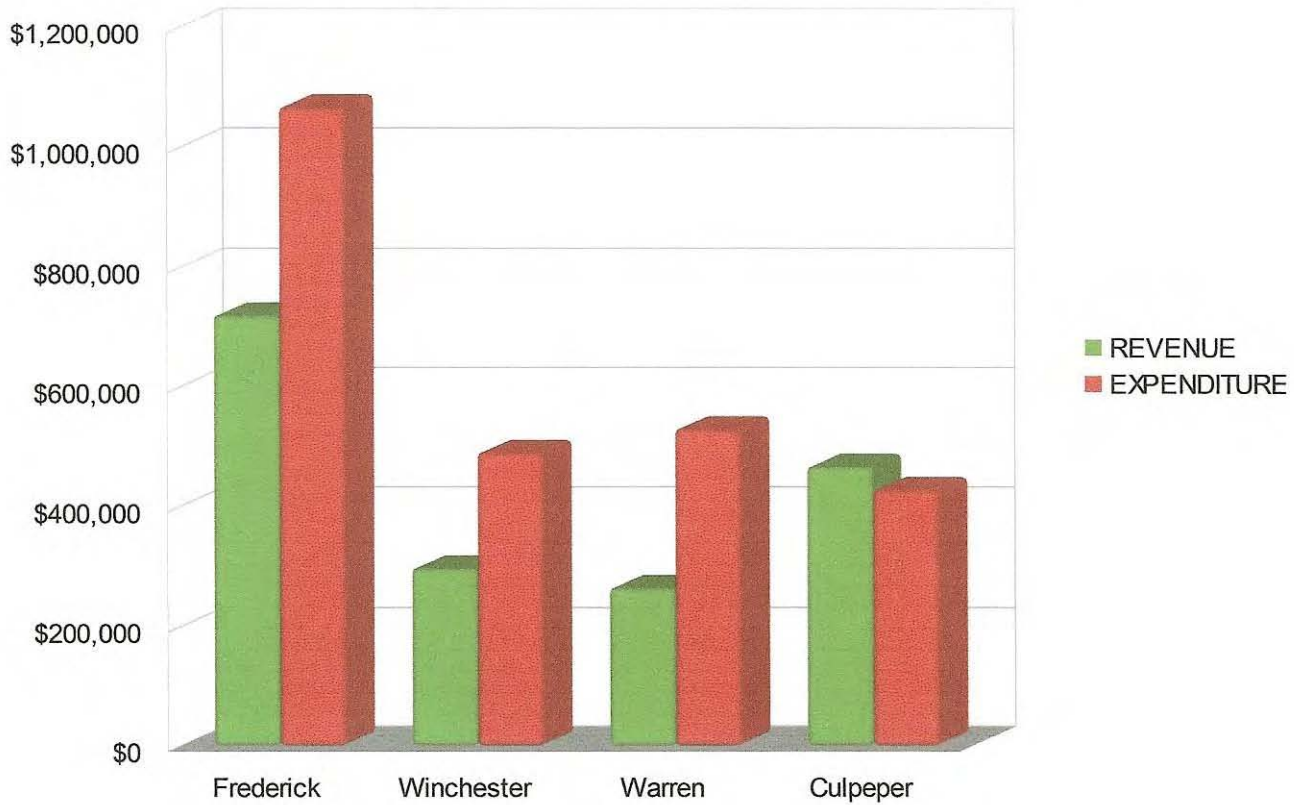
Total expenditures excluding department overhead \$1,185.53

Permit fees collected at the current rate would be \$806.64

Inspection Department Revenue and Expenditures

	REVENUE	EXPENDITURES
Frederick	\$719,032	\$1,067,296
Winchester	\$297,100	\$489,700
Warren	\$264,355	\$529,355
Culpeper	\$466,250.00	\$427,979.00
Spotsylvania	\$2,750,300.00	\$4,272,100.00
Loudoun	\$16,291,328.00	\$21,028,092.00

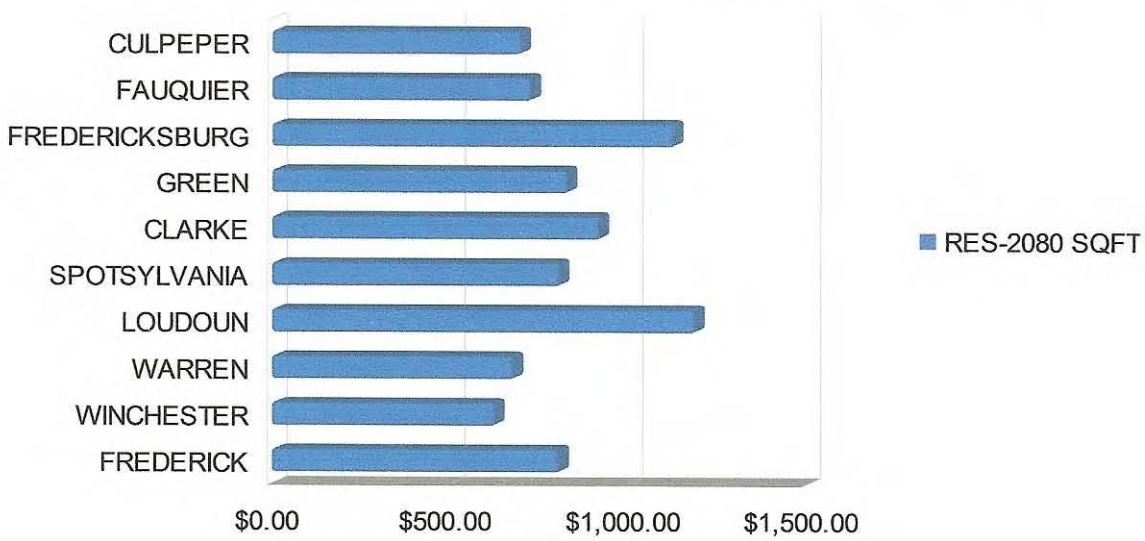
BUILDING DEPARTMENT REVENUE AND EXPENDITURES



RES-2080 SQFT

FREDERICK	\$806.64
WINCHESTER	\$624.80
WARREN	\$677.28
LOUDOUN	\$1,187.00
SPOTSYLVANIA	\$806.64
CLARKE	\$917.95
GREEN	\$828.20
FREDERICKSBURG	\$1,126.00
FAUQUIER	\$726.00
CULPEPER	\$697.00

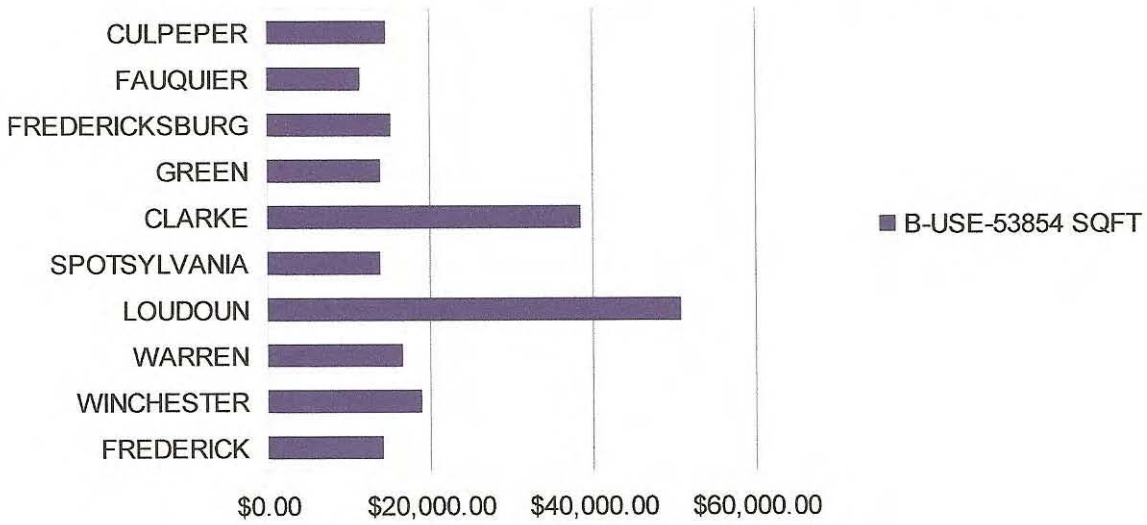
PERMIT FEE COMPARISON FOR AVERAGE SIZE DWELLING




B-USE-53854 SQFT

FREDERICK	\$14,114.86
WINCHESTER	\$18,867.19
WARREN	\$16,528.00
LOUDOUN	\$50,797.00
SPOTSYLVANIA	\$13,836.30
CLARKE	\$38,467.10
GREEN	\$13,884.00
FREDERICKSBURG	\$15,203.00
FAUQUIER	\$11,434.00
CULPEPER	\$14,609.00

PERMIT FEE COMPARISON OF A BUSINESS USE STRUCTURE




COUNTY of FREDERICK
Department of Public Works
540/665-5643
FAX: 540/678-0682
MEMORANDUM

TO: Public Works Committee

FROM: Harvey E. Strawsnyder, Jr., P.E., Director of Public Works *HES*

SUBJECT: Monthly Tonnage Report - Fiscal Year 13/14

DATE: June 6, 2014

The following is the tonnage for the months of July 2013, through June 2014, and the average monthly tonnage for fiscal years 03/04 through 12/13.

FY 03-04:	AVERAGE PER MONTH:	16,348 TONS (UP 1,164 TONS)
FY 04-05:	AVERAGE PER MONTH:	17,029 TONS (UP 681 TONS)
FY 05-06:	AVERAGE PER MONTH:	17,785 TONS (UP 756 TONS)
FY 06-07:	AVERAGE PER MONTH:	16,705 TONS (DOWN 1,080 TONS)
FY 07-08:	AVERAGE PER MONTH:	13,904 TONS (DOWN 2,801 TONS)
FY 08-09:	AVERAGE PER MONTH:	13,316 TONS (DOWN 588 TONS)
FY 09-10:	AVERAGE PER MONTH:	12,219 TONS (DOWN 1,097 TONS)
FY 10-11:	AVERAGE PER MONTH:	12,184 TONS (DOWN 35 TONS)
FY 11-12:	AVERAGE PER MONTH:	12,013 TONS (DOWN 171 TONS)
FY 12-13:	AVERAGE PER MONTH:	12,065 TONS (UP 52 TONS)
FY 13-14:	AVERAGE PER MONTH:	12,366 TONS (UP 301TONS)

MONTH	FY 2012-2013	FY 2013-2014
JULY	12,596	13,514
AUGUST	13,934	13,343
SEPTEMBER	11,621	12,345
OCTOBER	12,863	13,266
NOVEMBER	12,598	10,857
DECEMBER	10,728	11,614
JANUARY	11,054	11,411
FEBRUARY	9,776	10,021
MARCH	10,636	11,518
APRIL	13,074	13,796
MAY	13,396	14,340
JUNE	12,508	

HES/gmp

RECYCLING REPORT - FY 13/14

<u>MONTH</u>	<u>GLASS</u>	<u>PLAST</u>	<u>AL CANS</u>	<u>STEEL CANS</u>	<u>PAPER</u>	<u>OCC</u>	<u>SHOES</u>	<u>TEXTILE</u>	<u>ELEC</u>	<u>SCRAP</u>	<u>TOTAL</u>
JUL	86,440	37,440	3,980	7,760	104,840	79,810	1,260	3,300	43,380	185,385	553,595
AUG	75,380	38,140	3,154	6,706	104,392	81,880	130	1,090	43,500	147,580	501,952
SEP	65,700	33,640	2,805	5,955	93,049	70,630	1,140	3,800	68,880	148,940	494,539
OCT	87,180	36,760	3,595	10,585	163,586	68,660	1,580	1,520	46,580	143,540	563,586
NOV	72,280	31,200	2,915	8,465	99,826	60,820	600	1,080	43,040	106,280	426,506
DEC	83,840	37,640	3,480	10,871	153,074	88,621	1,620	1,520	21,680	76,520	478,866
JAN	71,020	31,520	3,005	7,755	74,539	67,320	2,180	320	45,660	61,240	364,559
FEB	75,480	29,080	3,630	10,010	124,793	61,820	980	1,100	50,100	61,240	418,233
MAR	60,280	34,100	2,785	7,275	98,479	76,860	1,760	3,040	49,460	124,800	458,839
APR	69,260	34,720	3,215	8,005	103,655	72,760	1,500	2,040	62,400	182,840	540,395
MAY	81,060	37,020	3,520	8,645	32,387	91,780	1,360	1,800	65,040	193,500	516,112
JUN											0
TOTAL	827,920	381,260	36,084	92,032	1,152,620	820,961	14,110	20,610	539,720	1,431,865	5,317,182
FY 12-13	913,530	410,338	45,086	102,875	1,508,029	878,450	15,020	24,680	502,680	1,321,938	5,722,626
FY 11-12	865,380	398,320	43,884	99,846	1,492,826	840,717	8,200	29,720	484,600	1,432,678	5,696,171
FY 10-11	949,185	378,452	42,120	98,474	1,404,806	824,873	18,420	23,280	467,920	1,220,107	5,427,637
FY 09-10	1,123,671	370,386	42,844	96,666	1,235,624	671,669	21,160		435,680	1,348,398	5,346,098
FY 08-09	762,810	322,928	23,473	55,246	1,708,302	564,957	28,780		404,760	1,097,151	4,968,407
FY 07-08	794,932	284,220	15,783	40,544	1,971,883	545,692	0		498,110	1,172,880	5,324,044
FY 06-07	600,464	200,720	11,834	29,285	1,684,711	441,321	0		382,574	550,070	3,900,979
FY 05-06	558,367	190,611	12,478	28,526	1,523,162				381,469	204,220	2,898,833
FY 04-05	549,527	193,224	11,415	27,525	1,552,111				273,707	25,080	2,632,589
FY 03-04	541,896	174,256	11,437	31,112	1,443,461				156,870	336,230	2,695,262
FY 02-03	413,627	146,770	9,840	23,148	1,381,195				62,840	171,680	2,209,100
FY 01-02	450,280	181,040	10,565	25,553	1,401,206				54,061	58,140	2,180,845
FY 00-01	436,615	198,519	10,367	24,988	1,759,731					9,620	2,439,840
FY 99-00	422,447	177,260	10,177	22,847	1,686,587					44,180	2,363,498
FY 98-99	402,192	184,405	9,564	22,905	1,411,950					48,810	2,079,826
FY 97-98	485,294	136,110	13,307	29,775	1,830,000						2,494,486
FY 96-97	373,106	211,105	23,584	46,625	1,690,000						2,344,420
FY 95-96	511,978	167,486	28,441	44,995	1,553,060						2,305,960
TO DATE	10,241,771	3,915,812	331,113	748,060	26,730,615	3,889,229	76,560	53,000	3,602,591	7,719,244	57,307,995

add ONP

FREDERICK COUNTY ESTHER BOYD ANIMAL SHELTER FY 2013-2014

DOG REPORT

MONTH	ON HAND AT FIRST OF MONTH	RECEIVED AT KENNEL	BROUGHT IN BY ACO	BITE CASES	BORN AT KENNEL	ADOPTED	RECLAIMED	DISPOSED	DIED AT KENNEL	ESCAPED/ STOLEN	CARRIED OVER NEXT MONTH
JULY	70	55	56	1	3	62	33	25	0	0	65
AUG	65	38	42	1	0	37	39	15	0	0	55
SEP	55	36	51	4	0	47	39	2	0	0	58
OCT	58	59	42	1	0	49	35	17	0	0	59
NOV	59	39	34	2	0	39	27	6	0	0	62
DEC	62	24	30	1	0	40	22	10	0	0	45
JAN	45	30	27	2	0	38	22	2	0	0	42
FEB	42	39	24	1	0	33	24	6	0	0	43
MAR	43	45	39	3	0	43	29	6	0	0	52
APR	52	47	45	2	0	43	31	8	1	0	63
MAY	63	36	42	2	0	47	40	9	0	0	47
JUN											
TOTAL	614	448	432	20	3	478	341	106	1	0	591

In the month of May - 143 dogs in and out of kennel.

4 dogs transferred to Clarke County Animal Shelter, 1 dog to SPCA, 1 dog to rescue.

FREDERICK COUNTY ESTHER BOYD ANIMAL SHELTER FY 2013-2014

CAT REPORT

MONTH	ON HAND AT FIRST OF MONTH	RECEIVED AT KENNEL	BROUGHT IN BY ACO	BITE CASES	BORN AT KENNEL	ADOPTED	RECLAIMED	DISPOSED	DIED AT KENNEL	ESCAPED/ STOLEN	CARRIED TO NEXT MONTH
JULY	147	197	74	1	8	16	4	210	50	0	147
AUG	147	226	27	6	17	26	1	216	29	0	151
SEP	151	173	38	0	7	18	2	166	31	0	152
OCT	152	222	25	0	0	14	1	219	35	0	130
NOV	130	112	8	1	9	32	3	122	16	0	87
DEC	87	113	11	2	0	29	2	70	17	0	95
JAN	95	65	6	7	0	13	2	73	12	0	73
FEB	73	44	4	0	0	35	0	32	2	0	52
MAR	52	65	8	0	0	23	1	36	0	0	65
APR	65	67	16	1	5	28	2	50	7	0	67
MAY	67	179	21	2	26	16	3	151	2	0	123
JUN											
TOTAL	1166	1463	238	20	72	250	21	1345	201	0	1142

In the month of May - 295 cats in and out of shelter.